

CVM1790 SS

GE Café™ Series 1.7 Cu. Ft. Convection Over-the-Range Microwave Oven

DIMENSIONS AND INSTALLATION INFORMATION (IN INCHES)

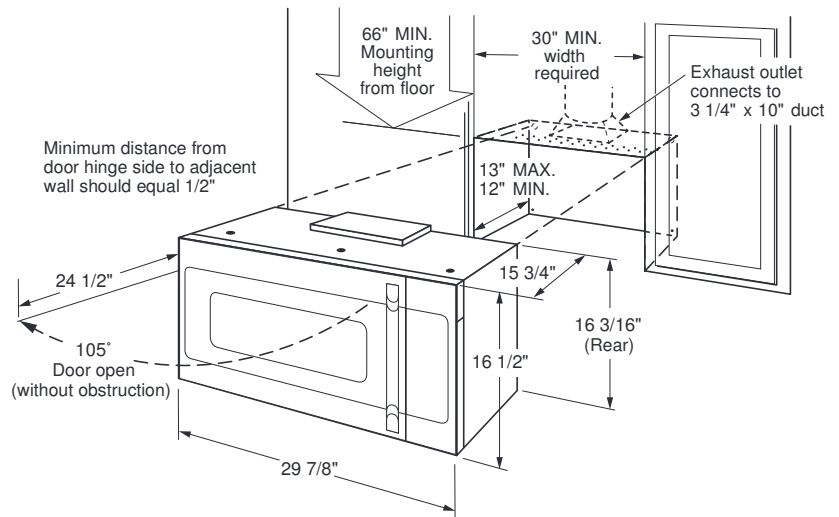
NOTE: Requires 120V grounded outlet. Electrical receptacle must be located in cabinet above Spacemaker microwave oven. No additional wiring, venting or cabinet rebuilding necessary in many cases. Complete detailed, easy-to-follow installation instructions and convenient full-size templates are packed with the Spacemaker microwave oven.

IMPORTANT INFORMATION: When installing the Spacemaker microwave oven over a range, allow minimum of 2" from bottom of Spacemaker microwave oven to top of range backguard to allow for removal of light covers.

VENTILATION OPTIONS: The Spacemaker microwave ovens and Spacemaker convection/microwave ovens are designed for adaptation to the following three types of ventilation:

- Outside exhaust (Vertical – as shown)
- Outside exhaust (horizontal)
- Recirculating (non-vented ductless – see Filter Kit drawing, order JX81D)

INSTALLATION INFORMATION: This information is not intended to be used for installing unit described. Before installing, consult installation instructions packed with product/kit for current dimensional data.



For answers to your Monogram, GE Café™ Series, GE Profile™ Series or GE Appliances product questions, visit our website at geappliances.com or call GE Answer Center® Service, 800.626.2000.



Specification Revised 1/17

CVM1790 SS

GE Café™ Series 1.7 Cu. Ft. Convection Over-the-Range Microwave Oven

OPTIONAL ACCESSORIES (AVAILABLE AT ADDITIONAL COST)

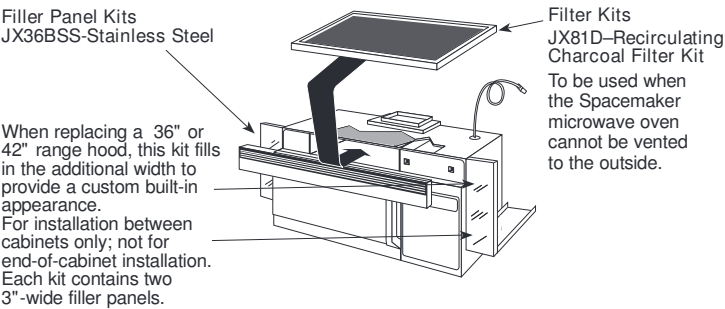
HOOD EXHAUST DUCT: Outside ventilation requires a HOOD EXHAUST DUCT. Read the following carefully.

EXHAUST CONNECTION: The hood exhaust has been designed to mate with a standard 3-1/4" x 10" rectangular duct. If a round duct is required, a rectangular-to-round transition adaptor must be used. Do not use less than a 6" diameter duct.

REAR EXHAUST: If a rear or horizontal exhaust is to be used, care should be taken to align exhaust with space between studs, or wall should be prepared at the time it is constructed by leaving enough space between the wall studs to accommodate exhaust.

MAXIMUM DUCT LENGTH: For satisfactory air movement, the total duct length of 3-1/4" x 10" rectangular or 6" diameter round duct should not exceed 140 equivalent feet.

ELBOWS, TRANSITIONS, WALL AND ROOF CAPS: etc., present additional resistance to airflow and are equivalent to a section of straight duct which is longer than their actual physical size. When calculating the total duct length, add the equivalent length of all transitions and adaptors plus the lengths of all straight duct sections. The chart on the right shows the approximate feet of equivalent length of some typical ducts.



Duct	Equivalent Feet
A. Rectangular-To-round Transition Adaptor	5 ft.
B. Wall Cap	40 ft.
C. 90° Elbow	10 ft.
D. 45° Elbow	5 ft.
E. 90° Elbow	25 ft.
F. 45° Elbow	5 ft.
G. Roof Cap	24 ft.



For answers to your Monogram, GE Café™ Series, GE Profile™ Series or GE Appliances product questions, visit our website at geappliances.com or call GE Answer Center® Service, 800.626.2000.



Specification Revised 1/17

CVM1790 SS

GE Café™ Series 1.7 Cu. Ft. Convection Over-the-Range Microwave Oven

FEATURES AND BENEFITS

1.7 cu. ft. capacity, 1000 microwave watts (IEC test procedure) and 1550 convection watts

Convection cooking - Choose this setting when baking or browning is desired

Fast Bake - Enjoy oven-quality results up to 25% faster than conventional cooking

Sensor cooking controls - Automatically adjusts time and power for delicious cooking results

Warming oven - Warming oven mode keeps foods warm until served

Auto Recipe™ Conversion - Just set the controls according to the recipe and the oven automatically converts standard recipe temperatures to proper convection settings

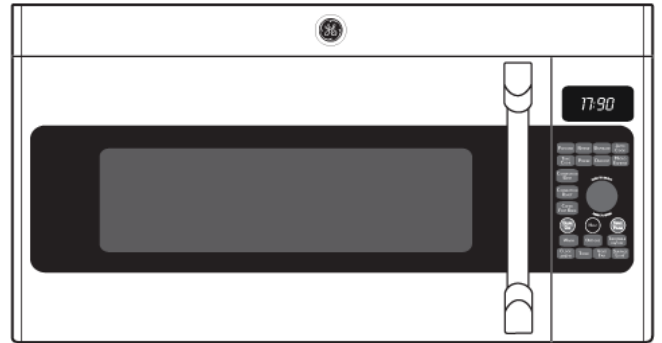
Stainless steel interior - Stainless steel interior is both stylish and easy to clean

Easy-set control dial - Enjoy how simple the control dial makes setting the oven or selecting recipes

Three-speed, 300-CFM Vortex venting system - One touch quickly removes smoke, steam and odors from the cooktop area

Bilingual Scrolling Display - Provides helpful cooking tips and oven use instructions in easy-to-read English or Spanish

CVM1790SSSS – Stainless steel



For answers to your Monogram, GE Café™ Series, GE Profile™ Series or GE Appliances product questions, visit our website at geappliances.com or call GE Answer Center® Service, 800.626.2000.

Specification Revised 1/17